



*presents the*  
**TRACCESS TRS-37/23™**  
*and TR-36/21™*



### UNLIMITED ACCESS

Go more places with the TRACCESS TRS-37/23™ and TR-36/21™ track-mounted booms from Absolute E-Z Up®. Whether you need to perform work on sensitive surfaces such as lawns or gymnasiums, paint multi-story buildings, perform exterior repairs or trim overhanging trees, the lightweight and compact TRACCESS will take you wherever you need to work.

With working heights to 43 ft 7 in, horizontal outreach to 23 ft, 320° turret rotation, True Zero™ tail swing and up to 440-lbs of capacity through the entire working area, the TRACCESS TRS-37/23 and TR-36/21 track-mounted booms provide the versatility you need to perform nearly any jobsite task.

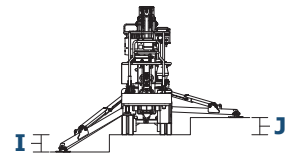
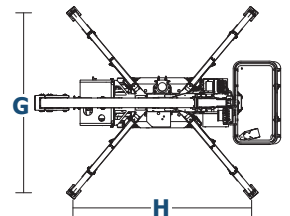
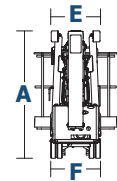
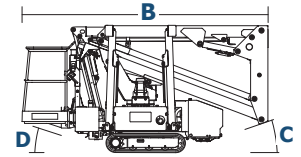
### TRANSPORT WITH EASE

When you're ready to head to the next work site, use the remote coil cable control system to easily load onto a trailer or hook up to a hitch for quick and easy transport.



## TECHNICAL DATA

Model and Measurements	TRS-37/23™		TR-36/21™	
	US	Metric	US	Metric
A Height Stowed	78.74 in	2000 mm	78.74 in	2000 mm
B Length Stowed	150.79 in	3830 mm	150.79 in	3830 mm
C Entry Angle	20°	20°	20°	20°
D Exit Angle	18°	18°	18°	18°
E Width Stowed	50.39 in	1280 mm	50.39 in	1280 mm
F Tracks Width	30.71 in	780 mm	30.71 in	780 mm
G Width with Stabilizers Down	112.20 in	2850 mm	112.20 in	2850 mm
H Length with Stabilizers Down	111.02 in	2820 mm	111.02 in	2820 mm
I Max Stabilizer Step Down Height	10.63 in	270 mm	10.63 in	270 mm
J Max Stabilizer Step Up Height	21.26 in	540 mm	21.26 in	540 mm
Platform Height	37 ft. 1 in	11.3 m	36 ft 1 in	11 m
Working Height	43 ft 7 in	13.3 m	42 ft 8 in	13 m
Horizontal Outreach	23 ft	7 m	21 ft 4 in	6.5 m
Turret Rotation	320°	320°	320°	320°
Platform Capacity (Unrestricted)	264 lbs	120 kg	440 lbs	200 kg
Jib Length - Range of Articulation	105°	105°	105°	105°
Basket Dimensions (1 or 2 person)	28x30x43 in	700x780x1100 mm	51x30.5x79 in	1300x780x1100 mm
Weight	3,197 lbs	1,450 kg	3,528 lbs	1,600 kg
Drive Speed (Gas and Electric)	.93 mph	1.5 km/h	.93 mph	1.5 km/h
Gradeability	31%	31%	31%	31%
Power (Single Cylinder Gas Engine) - Auxiliary Engine	13 HP 230 V 1.5 kW	13 HP 230 V 1.5 kW	15 HP 230 V 1.5 kW	15 HP 230 V 1.5 kW

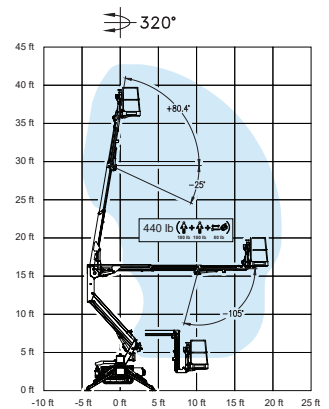


## PRODUCT FEATURES:

- Articulated boom (one element) and telescopic boom (main boom and extension) + jib
- 320° turret rotation on bearing turntable
- 264-lb basket capacity throughout entire working area (TRS-37/23)
- 440-lb basket capacity throughout entire working area (TR-36/21)
- Individual hydraulic controls in basket
- Engine start and stop controls from basket
- Basket base in composite material with aluminum guardrails
- Automatic hydraulic basket leveling
- Basket load sensing device
- 230V AC EC electrical socket in the basket
- Four hydraulic outriggers with ground-pressure sensors for leveling
- Single cylinder 13 HP gas engine (TRS-37/23)
- Single cylinder 15 HP gas engine (TR-36/21)
- Electro-hydraulic steering from the ground with an umbilical remote control system
- Remote coil cable for controlling travel from ground
- 230V 1.5 kW auxiliary engine
- Hour meter
- Self-loading and towable
- Available in blue or white paint

## SAFETY FEATURES

- Two lanyard attachment points in the platform
- Emergency push button
- Emergency manual pump
- Outriggers/boom interlocking facility
- Manual emergency lowering valves
- Cylinders with safety non-return valves
- Motion sensor/Intermittent buzzer while moving and during turntable rotation



distributed by:



Absolute E-Z Up® Inc.  
Charleston, SC 29492

office: 843-388-2556  
fax: 843-388-2558

e-mail: salesdept@absolute-zup.com  
web: www.absolute-zup.com

Manufactured in Italy by



©February 2016 Absolute E-Z Up® Inc.  
Specifications subject to change without notice.  
Photos and drawings are for illustrative purposes.